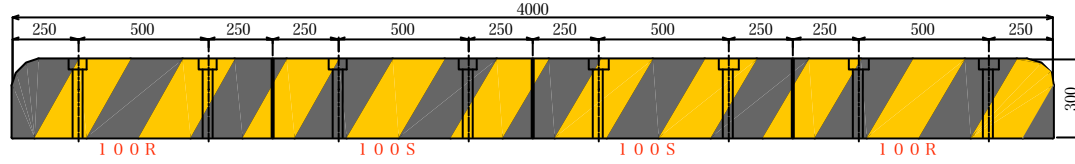
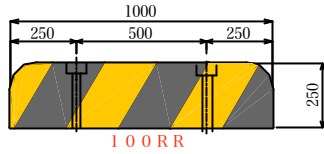


# 車止め W型 250/300

WH-250

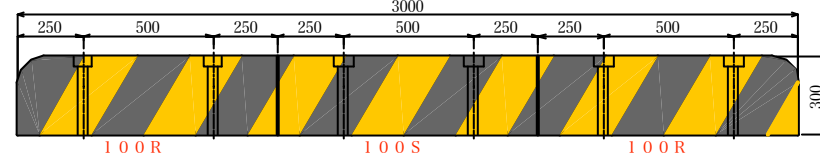
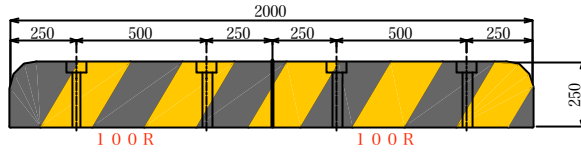
WH-300

L=1.0m



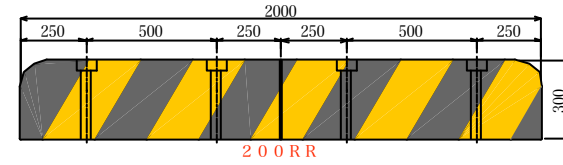
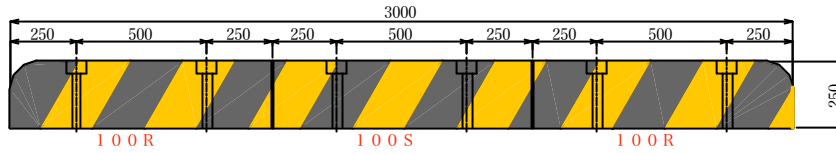
L=1.0m

L=2.0m



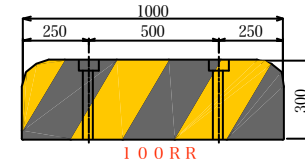
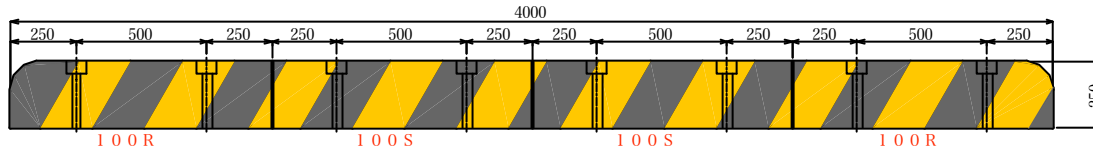
L=2.0m

L=3.0m



L=3.0m

L=4.0m



L=4.0m

製品名称

車止め (標準長)  
WH-250  
WH-300

大日製罐株式会社  
プラスチック営業部